

Dunnington Explore Gateway Library Pen Portrait

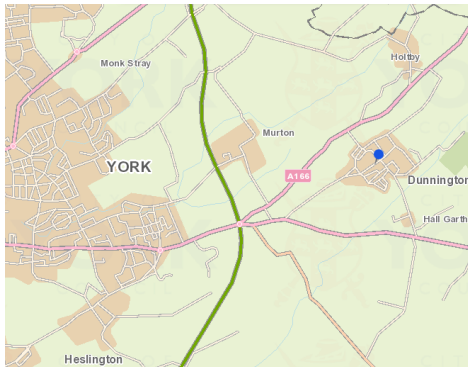
The Building

Dunnington Reading Room was built in 1900. The council lease the space where the library is. A 2013 condition survey found that building maintenance costs over 20 years would be £26,945.

The building is relatively accessible, with a ramp up and an accessible toilet. There is adequate parking, and a bus stop right outside. It is open 13.5 hours per week, which is the second shortest opening hours of all Explore's libraries. Dunnington Reading Room is close to Dunnington's main shopping area.



Community Assets



Dunnington library is the smallest of all our libraries. It sits in the Reading Rooms, and is able to host bigger events in the neighbouring hall. The library helps to combat social isolation through a varied programme of activities including a reading group, coffee mornings, and ad hoc events such as craft fairs, origami and authors. Regular children's activities such as the summer reading challenge contribute towards children's literacy, and there are computer workshops for beginners addressing adult digital literacy too alongside free PCs and wifi.

Dunnington Library is very well supported by the local community: it has one of the highest levels of volunteering in the library service, strengthening community resilience, and has a very active Friends group running events and raising funds. Dunnington Library offers a free drop-in digital clinic during the Friends Group's monthly coffee morning.

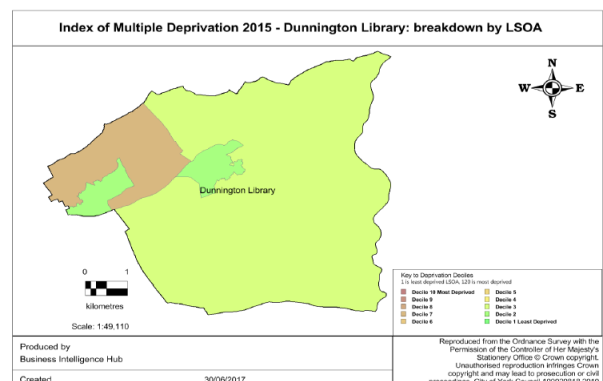
Partners do offer activities from the building. Local community groups use the library for displays and residents can come to the library to take part in consultations, promoting active citizenship. The library has strong links with the Parish Council and with local schools.

Elsewhere in Dunnington, there are other organisations running engaging events, but these tend to be aimed at a general audience, rather than addressing issues such as public health or digital engagement. Dunnington Reading Room, run by the Parish Council, host some community groups and events. A group of volunteers, Dunnington Community Events, organise the annual village fayre and the bonfire. There is a sports club with music and classes. Also the two churches in the village, The Parish Church of St Nicholas and Dunnington Methodist Church, both offer some community outreach including a community choir and lunch clubs.

Population profile

The Osbaldwick & Derwent ward is one of York's less deprived wards. This is reflected in a range of measures including child poverty, anti-social behaviour, the number of adults with no qualifications and premature mortality all of which are more positive in this ward than in York as a whole. There are some relatively more deprived neighbourhoods in the west of the ward, but these are realistically more likely to be served by Tang Hall or the Mobile rather than Dunnington Library.

The ethnicity profile of Osbaldwick & Derwent ward is not particularly diverse, with 95% ward residents

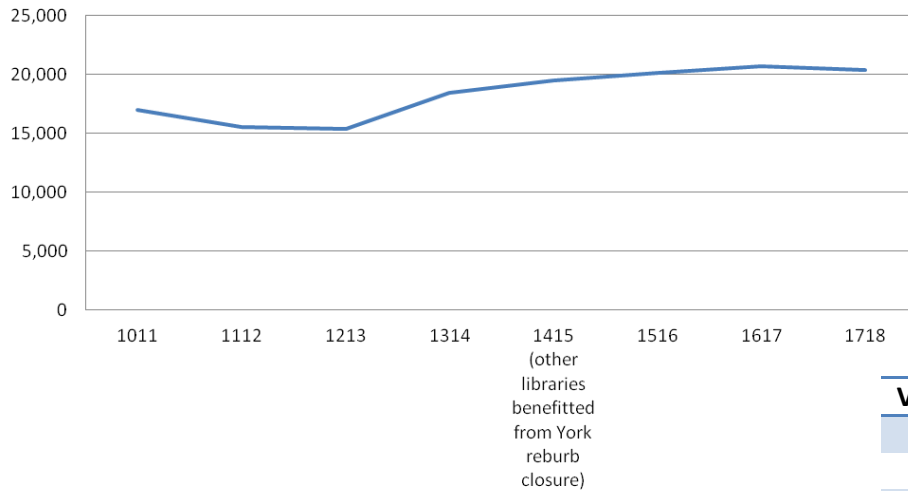


selecting “White British” in the 2011 census. The age profile is skewed further towards more elderly residents than York as a whole, with 28% of residents being aged 65+.

Community cohesion appears to be very good, with 86% feeling that they “belong to their local area” and 100% satisfied with “their local area as a place to live” in a CYC residents’ survey.

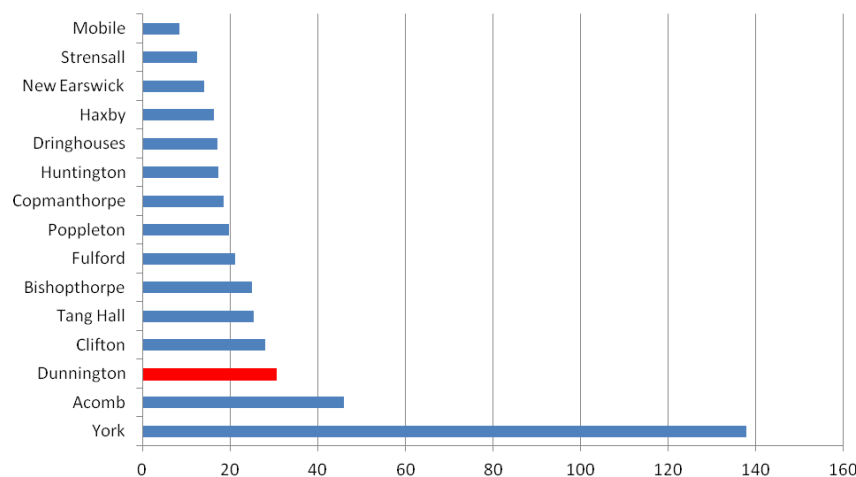
Current Usage

Physical Visits to Dunnington Library over time



Visits including Reading Cafes		1718
1	York	426440
2	Acomb	109785
3	Rowntree Park	93253
4	Tang Hall	55352
5	Homestead Park	42693
6	Clifton	40212
7	Bishopthorpe	28397
8	Huntington	25734
9	Haxby	25337
10	Fulford	25322
11	New Earswick	24544
12	Copmanthorpe	23164
13	Poppleton	23137
14	Dringhouses	22924
15	Dunnington	20404
16	Mobile	14091
17	Strensall	13129
18	Sycamore House	255

Library visits per opening hour during half terms



(Used half term figures to exclude anomalies caused by classroom use of libraries at New Earswick and Fulford)

The user profile of Dunnington Library departs from the population profile most significantly in terms of having more women (75% of users, 52% of population), more retired people (71% of users, 26% of population) and more people experiencing disability or ill health (29% of users, compared to 18% of the population whose day to day activities limited by ill health or disability in the census). Whilst all these trends are common in libraries, the demographic at Dunnington Library does seem to be particularly skewed in these directions. Of all the libraries, it has by far the largest proportion of users who walk there (72%), and by far the highest proportion of users who have been using the library for a long time (85% of customers have been using the library for more than 3 years)